



**District Report Card: 2017**


<b>State:</b> Gujarat	<b>District:</b> Mahisagar
<b>Class:</b> 3	<b>Subject:</b> Language
<b>Schools:</b> 61	<b>Students:</b> 961


**Participation/Coverage**


**Students**

<b>GENDER</b> 	Boys		Girls	
	Number	%	Number	%
	469	48.80	492	51.20

<b>AREA</b> 	Rural		Urban	
	Number	%	Number	%
	894	93.03	67	6.97

<b>CATEGORY</b> 	SC		ST		OBC		GEN	
	Number	%	Number	%	Number	%	Number	%
	35	3.64	432	44.95	372	38.71	122	12.70

<b>CWSN</b> 	LD	VI	HI	S&LD	ID	Oth
	1	2	0	1	2	1

<b>Management</b> 	Government		Government-aided	
	Number	%	Number	%
	922	95.94	39	4.06

**Average Performance of Students in Language (%)**

Overall	Gender		Area		Management		Social Group			
	Male	Female	Rural	Urban	Govt.	Aided	SC	ST	OBC	GEN
72.56	72.11	72.98	72.84	68.76	72.99	62.22	73.33	69.61	74.59	76.56

## Performance on Learning Outcomes (LOs)

Learning Outcomes	Description	Average Performance(%)
L304	Reads small texts with comprehension i.e., identifies main ideas, details, sequence and draws conclusions	73.59
L312	Reads printed scripts on the classroom walls: poems, posters, charts etc.	70.49

Range of Performance of Students who Answered Correctly							
Below 30%		30% - 50%		50% - 75%		Above 75%	
Number	%	Number	%	Number	%	Number	%
29	3.02	91	9.47	381	39.65	460	47.87

## Lowest Performing Learning Outcomes (LOs)

1 - Reads printed scripts on the classroom walls: poems, posters, charts etc. (70.49)

2 - Reads small texts with comprehension i.e., identifies main ideas, details, sequence and draws conclusions (73.59)